

EFFECTS OF PLANT GROWTH REGULATORS ON QUALITY FLOWER AND SEED PRODUCTION OF MARIGOLD (*TAGETES ERECTA* L.)

PARVEEN KUMAR, ARVINDER SINGH, NOMITA LAISHRAM*, RK PANDEY, SHEETAL DOGRA, M IQBAL JEELANI AND BK SINHA

Sher-e-Kashmir University of Agricultural Sciences & Technology of Jammu, Jammu and Kashmir-180009, India

Keywords: Seed production, Marigold, Growth regulators

Abstract

Effects of different growth regulators and their application time on production of quality flower and seed production of marigold (*Tagetes erecta* L.) were investigated. Experimental factors include nine foliar applications of growth regulators viz., Control (no application), two doses each of GA₃, salicylic acid, benzyl adenine, cycocel, and two application times viz., (i) application at 25 DAT, (ii) application at 50 DAT. Results suggest that foliar spray of 250 ppm gibberellic acid enhanced growth, and improved seed yield and quality parameters of marigold. Among the times of application tested, it was observed that application at 25 days after transplanting (DAT) gave superior values for all the flower and seed parameters under study.

Introduction

Marigold (*Tagetes erecta* L.) is one of the leading loose flower crops grown in Jammu city of Jammu and Kashmir state of India. Jammu being acclaimed as the city of temples has great demand of marigold flowers round the year. Marigold flowers made its place in all occasions, may be it is a festival, a celebration or a ritual function, more oftenly it is used in religious offerings on a large scale in temples. The production of flowers in Jammu alone cannot meet the ever-increasing demand. Hence, flowers need to be procured from neighbouring states also. Also, the demand of the ever increasing quality seeds of marigold needs to be fulfilled. Ease of cultivation and increasing monetary benefits has urged many farmers of Jammu for its cultivation on a commercial scale. To rule out this limitation and to fulfill the demand, it is necessary to increase its production through improved production technologies. Adoption of improved cultural practices appreciably leads to increased productivity which will further boost the production of marigold crop. Keeping in view the importance of the crop and the present demand of marigold flowers in Jammu region, the investigation was undertaken to find out the effects of growth regulators and time of application to improve the quality of flower and seed production of marigold.

Materials and Methods

The present investigation was carried out at the Experimental Farm of the Division of Vegetable Science and Floriculture, Faculty of Agriculture, SKUAST-Jammu during the year 2016-17. The farm is situated at 32° 40' N latitude and 74° 58' E longitude and has an elevation of 332 m above mean sea level. The experiment was laid out in a Factorial Randomized Block Design with 18 treatment combinations. There were nine growth regulator treatments viz., (1) control (no application), (2) 150 ppm GA₃, (3) 250 ppm GA₃, (4) 150 ppm salicylic acid, (5) 200 ppm salicylic acid, (6) 75 ppm benzyl adenine, (7) 100 ppm benzyl adenine, (8) 1000 ppm cycocel and (9) 1500 ppm cycocel and two application times (T₁- 25 DAT and T₂ - 50 DAT) with 3 replicates. The growth regulators were given as foliar sprays as per the experimental treatments.

*Author for correspondence: <nomitalaishram@gmail.com>.

African marigold cultivar "Pusa Narangi Gainda" was used for the experimental studies. Healthy seedlings with 3 - 4 leaves were transplanted on last week of October in the experimental plots at a spacing of 40 cm × 40 cm thereby accommodating 16 seedlings per bed size of 1.60 m².

Farm yard manure @ 20 t/ha, 120 kg N, 100 kg P₂O₅ and 100 kg K₂O per hectare was applied. FYM was mixed thoroughly at the time of transplanting along with half dose of N and full doses of P₂O₅ and K₂O. Remaining half dose of N was applied after 45 days of transplanting. Irrigations were given as and when required during the crop growth. All other cultural practices, e.g. weeding and hoeing were kept similar for all treatments during the entire cropping period of the crop. Data on various growth and flowering parameters were recorded and statistically analyzed by applying the technique of analysis of variance using Factorial Randomized Block Design (Gomez and Gomez 1985). The level of significance was kept at 5% ($p < 0.05$). Data were analyzed using R. Software program, version 3.4.1.

Results and Discussion

Maximum plant height and plant spread of 65.44 and 57.70 cm were recorded with 250 ppm GA₃ whereas, minimum plant height (49.75 cm) and plant spread (45.90 cm) were recorded with the application of CCC @ 1500. GA₃ induce active cell division and cell elongation, increase the auxin level of tissues and enhance the conversion of tryptophan to IAA, which in turn cause active cell division and cell elongation (Abel and Theologis 1996). Growth might also be increased due to osmotic uptake of water and nutrients under the influence of GA₃ which maintain swelling force against the softening of cell wall and thereby increasing the plant height (Lockhart 1960). The reduction in plant height and plant spread with the application of cycocel may be due to inhibitory role of cycocel on cell division and cell elongation of apical meristematic cells and also on gibberellins synthesis. Similar findings were earlier reported by Tripathi *et al.* (2013) and Kumar *et al.* (2014).

Regarding the times of application, highest values of the above said parameters at 25 days of transplanting were recorded. Increased efficiency of growth regulators with application at 25 days after transplanting might be due to application of growth regulator at the juvenile stage which causes rapid growth in the initial period. As a result the advantage was carried forward to the end of the experiment as compared to application at 50 days after transplanting when the plant has almost attained its maturity. These results are in close conformity with the findings of Meher *et al.* (1999).

Number of laterals (12.30) however, was recorded maximum with foliar application of 100 ppm benzyl adenine. The reason behind the increased number of laterals with benzyl adenine might be that cytokinins are known to increase the nutrient sink activity (Salisbury and Ross 1999). They are known to promote lateral bud development thereby by increasing the number of laterals.

Maximum shoot, (282.33 g) and root fresh weight (47.63 g) resulting in maximum root/shoot ratio on fresh weight basis (0.239) was recorded with application of 250 ppm GA₃. However, none of the plant growth regulator treatments and their application time could significantly affect the shoot and root dry weight. Increase in shoot and root fresh weight with GA₃ application might be due to higher vegetative- and root growth under the influence of GA₃. Change in root : shoot ratio during a plant's life cycle is part of an intrinsic ontogeny, but growth rates of roots and shoots continually adjust to resource availability with photo assimilate. The GA₃ mediated enhancement in growth, biomass production and carbohydrate content in crop plants may lead to increased root : shoot ratio as observed by Demura and Ye (2010). These results are in close conformity with the findings of Sujatha *et al.* (2002) in gerbera.

Table 1. Effect of PGRs and time of application on growth, flowering and seed parameters of marigold cv. Pusa Narangi Gainda.

Treatments	Plant ht. (cm)	Plant spread (cm)	No. of laterals	Days to flower bud initiation	Flowers per plant	Flower diam. (cm)	Flowering duration (days)	Weight of flower (g)	Shoot fresh weight (g)	Shoot dry weight (g)	Root fresh weight (g)	Root dry weight (g)
PGRs												
Control	54.21	50.70	10.35	54.66	38.84	7.13	41.24	8.25	190.84	129.80	42.73	27.10
PGR 1	62.88	54.60	11.64	51.26	44.73	8.00	44.13	8.76	272.84	134.92	45.83	29.08
PGR 2	65.44	57.70	11.82	50.40	45.45	8.22	45.09	9.01	282.33	135.57	47.63	27.80
PGR 3	55.94	51.80	10.88	53.15	43.30	7.36	44.45	8.61	249.00	134.20	44.80	28.97
PGR 4	56.53	51.80	10.92	51.57	44.13	7.59	43.44	8.74	259.50	134.30	45.47	27.32
PGR 5	58.90	53.80	11.74	52.00	43.68	7.34	45.64	8.39	231.50	132.12	42.25	28.47
PGR 6	61.21	54.30	12.30	52.42	43.29	7.35	45.83	8.58	211.34	132.63	42.75	30.58
PGR 7	53.82	47.40	10.44	52.43	40.38	7.37	43.25	8.55	203.40	132.07	43.63	29.18
PGR 8	49.75	45.90	10.93	51.87	40.23	7.27	43.87	8.38	193.66	130.30	43.02	27.70
C.D. (p = 0.05)	0.18	0.10	0.08	0.02	0.34	0.04	0.05	0.08	8.55	NS	0.74	NS
Time of application												
25 DAT	60.61	52.22	11.62	51.91	45.60	7.60	44.29	8.51	235.89	134.00	44.75	27.63
50 DAT	54.64	51.75	10.83	52.48	45.18	7.40	43.83	8.49	229.53	131.75	44.10	29.29
C.D. (p = 0.05)	0.09	0.04	0.04	0.01	0.17	0.02	0.03	0.04	NS	NS	NS	NS

Table 2. Effect of PGRs and time of application on growth, flowering and seed parameters of marigold cv. Pusa Narangai Gaiinda.

Treatments	Root/shoot ratio on fresh weight basis	Flower yield/ plant (g)	Flower yield/plot (kg)	Flower yield/ ha (kg)	Seed yield/ plant (g)	Seed yield per plot (g)	Seed yield per ha (Kg)	1000-seed weight (g)	Germination (%)	Seed vigour index	Chlorophyll content (%)	Electrical conductivity ($\mu\text{mhos/cm/g}$)
PGRs												
Control	0.173	320.44	5.13	16021.83	16.57	265.12	828.50	3.48	79.67 _(8.925)	815.85	51.81	0.763
PGR-1	0.230	392.52	6.28	19626.25	21.80	348.80	1090.00	3.60	87.50 _(0.354)	1005.00	51.59	0.651
PGR-2	0.239	409.73	6.56	20486.33	22.76	364.08	1137.75	3.53	90.00 _(0.486)	1016.50	56.99	0.639
PGR-3	0.207	372.99	5.97	18649.60	16.86	269.76	843.00	3.31	84.67 _(0.201)	881.50	45.74	0.750
PGR-4	0.223	385.83	6.17	19291.43	16.99	271.76	849.25	3.28	85.50 _(0.246)	868.65	52.01	0.790
PGR-5	0.188	366.19	5.86	18309.50	17.61	281.68	880.25	3.43	86.50 _(0.300)	975.85	49.53	0.755
PGR-6	0.216	370.93	5.94	18546.43	19.53	312.40	976.25	3.16	87.83 _(0.371)	993.85	56.77	0.772
PGR-7	0.193	353.90	5.66	17695.18	16.19	259.04	809.50	3.33	70.84 _(0.416)	831.00	53.79	0.965
PGR-8	0.188	337.35	5.40	16867.75	16.65	266.40	832.50	3.43	70.33 _(8.386)	822.35	64.41	0.946
C.D. (p = 0.05)	0.012	0.03	0.26	828.92	0.16	6.46	8.11	NS	0.56	0.52	0.72	0.002
Time of application												
25 DAT	0.223	394.93	6.32	19746.74	18.91	302.58	945.56	3.34	83.96 _(0.163)	919.00	56.17	0.776
50 DAT	0.189	340.60	5.45	17029.76	17.74	283.88	887.11	3.45	81.11 _(0.006)	905.56	51.08	0.786
C.D. (p = 0.05)	NS	0.01	0.13	414.46	0.08	3.23	4.05	NS	0.28	0.26	0.07	0.001

*Figures in parenthesis are square root transformation of the per cent values. Control - Distill water spray, PGR1 - 150 ppm GA₃, PGR2 - 250 ppm GA₃, PGR3 - 150 ppm salicylic acid, PGR4 - 200 ppm salicylic acid, PGR5 - 75 ppm benzyl adenine, PGR6 - 100 ppm benzyl adenine, PGR7 - 1000 ppm cycocel and PGR8 - 1500 ppm cycocel.

Irrespective of growth regulators used and their doses, all the treatments proved more superior over control in terms of flower quality and yield parameters. However, application of 250 ppm GA₃ resulted in earlier flower bud initiation (50.40 days), a greater number of flowers per plant (45.45), more flower diameter (8.22 cm), maximum flower weight (9.01 g) and highest flower yield per plant (409.73 g) as compared to other treatments and control. Maximum flowering duration (45.83 days) on the other hand was observed with the application of 100 ppm Benzyl adenine which was significantly superior from other treatments. Among the time of application, application at 25 days after transplanting recorded superior values for all the flowering parameters.

Early budding and flowering with GA₃ application might be due to increase in the endogenous gibberellins level in the plants, as gibberellins are well known for inducing early budding and flowering in several crop plants. The major changes in flowering and yield parameters can be explained by the fact that GA₃ was quite effective in reducing the juvenile period of plants because of its higher capacity of cell division and cell elongation which cause early maturity in plants. Moreover, the increase in flowering parameters might also be due to increase in overall vegetative growth of the plants facilitating more photosynthetic area and metabolic activities resulting in more transport and utilization of the photosynthetic product which ultimately resulted in higher flower quality and yield. These results are also in agreement with the reports of Sainath *et al.* (2014) in annual chrysanthemum, Kumar *et al.* (2015) in China aster and Syiemlieh *et al.* (2016) in petunia.

Dalal *et al.* (2009) stated that the increment in flower diameter with GA₃ application might be due to enhanced cell division and cell enlargement, promotion of protein synthesis coupled with higher dry matter accumulation. Similar observations were also reported by Tyagi and Kumar (2006). Sunitha *et al.* (2007) were of the opinion that the enhancement in number of flowers per plant in marigold by application of gibberellic acid might be due to the production of large number of laterals at early stage of growth which had sufficient time to accumulate carbohydrate for proper flower bud differentiation due to enhanced reproductive efficiency and photosynthesis in restructured plant type which ultimately increased the yield per plot and per hectare. Verma and Arha (2004) and Devadanam *et al.* (2007) also observed maximum flower yield per hectare with GA₃ treatment.

The increase in yield and yield parameters with GA₃ spray may also be correlated to better crop growth, and more number of flowers per plant and maximum fresh weight of individual flower thus ultimately increasing the flower yield/plant. Further, it can also be ascribed due to better translocation of more metabolites from source to sink. Similar results were also reported by Doddagoudar *et al.* (2004) in China aster, Singh *et al.* (2009) in chrysanthemum and Kumar *et al.* (2009) in tuberose.

Increased loose flower yield in plants treated with GA₃ @ 250 ppm might be probably due to the production of flowers with greater diameter and increased fresh weight. Greater diameter can be induced through increased number of florets as a result of better nutrition during reproductive phase. All these factors ultimately contributed to the better partitioning of photosynthates to reproductive sinks under the control of GA₃ (Morris 1996). GA₃ mediated yield increment in African marigold and other ornamentals were also reported by Tyagi and Kumar (2006).

Increase in flowering duration with the application of benzyl adenine might be due to alleviation of the detrimental effects of senescence by modulating the activity of enzymatic antioxidants, and improving antioxidant system, which helped in sustaining plant growth and flowering. Mutui *et al.* (2004) also investigated the response of benzyl adenine on the vase life of *Alstroemeria* cut flowers and observed that treatment of *Alstroemeria* cut flowers with 25 or 50

mg/l benzyl adenine consistently increased the number of days to full opening of primary florets and delayed the start of flower senescence.

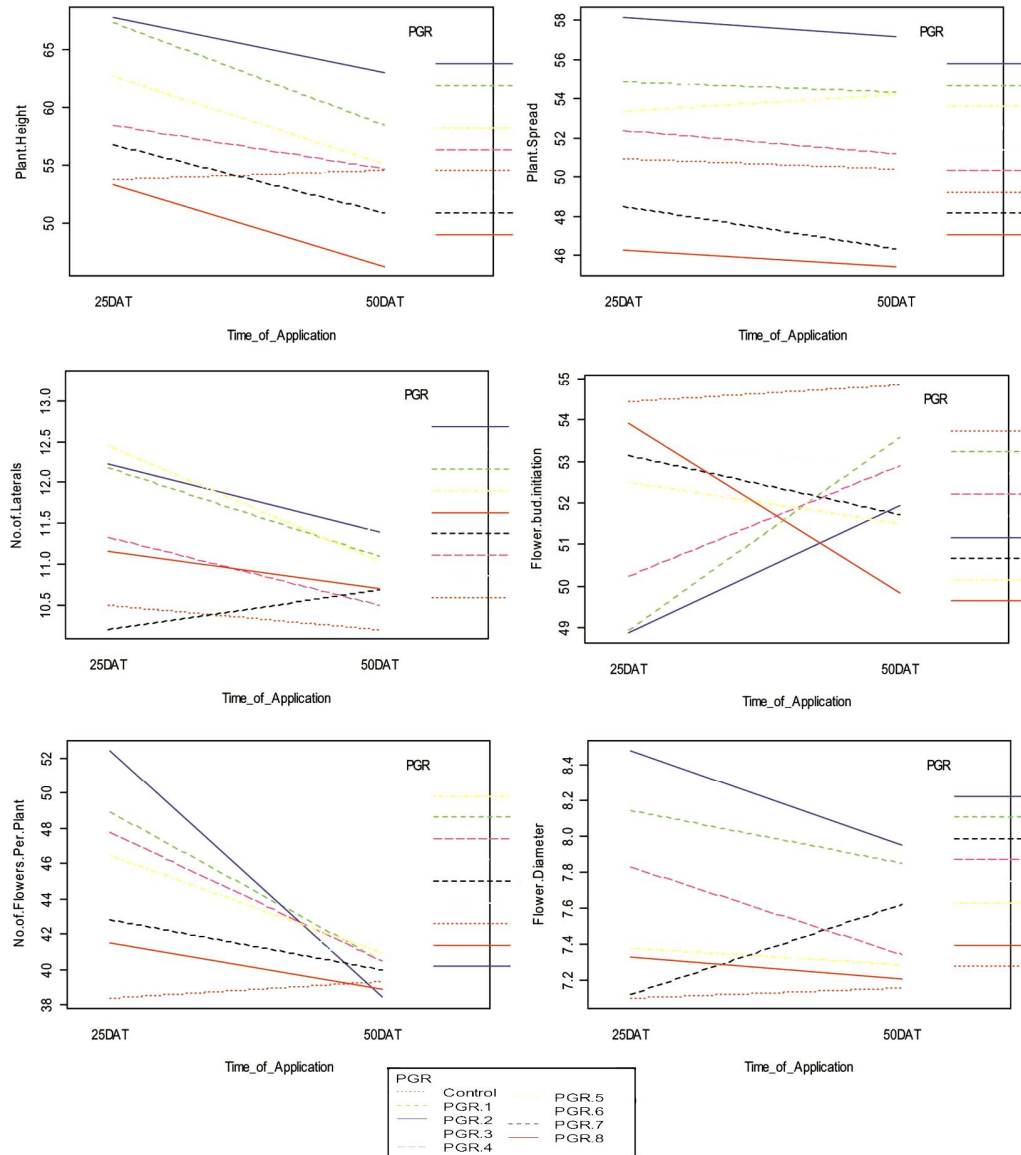


Fig. 1. Interaction plots of PGRs × time of application on plant height (cm), plant spread (cm), number of laterals, days taken to first flower bud initiation (days), flower diameter (cm) in marigold cultivar Pusa Narangi Gaiinda. Control - Distill water spray, PGR1 - 150 ppm GA₃, PGR2 - 250 ppm GA₃, PGR3 - 150 ppm salicylic acid, PGR4 - 200 ppm salicylic acid, PGR5 - 75 ppm benzyl adenine, PGR6 - 100 ppm benzyl adenine, PGR7 - 1000 ppm cycocel and PGR.8 - 1500 ppm cycocel.

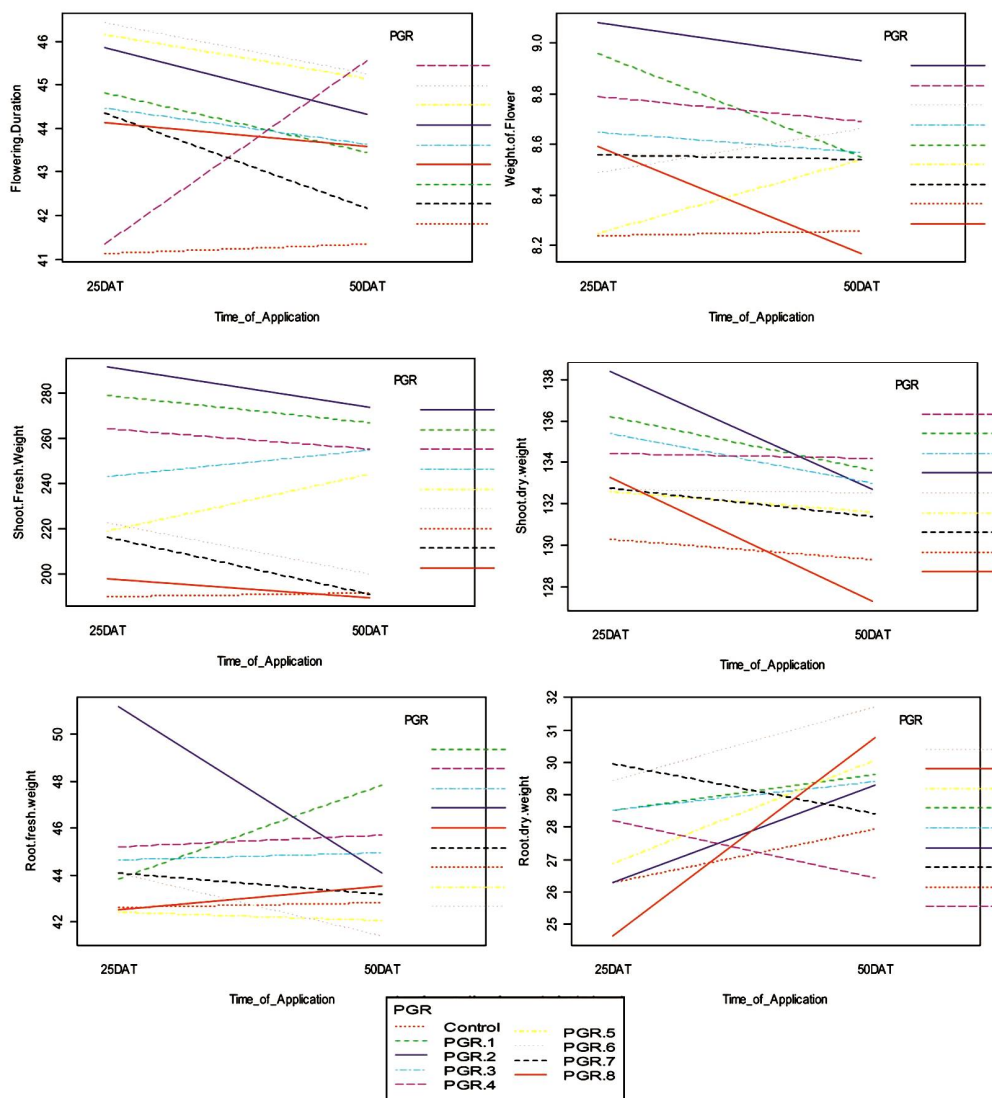


Fig. 2. Interaction plots of PGRs \times time of application on flower duration (days), weight of flower(g), shoot fresh weight(g), shoot dry weight(g), root fresh weight(g), root dry weight(g) in marigold cultivar Pusa Narangi Gaiinda. Control - Distill water spray, PGR1 - 150 ppm GA₃, PGR2 - 250 ppm GA₃, PGR3 - 150 ppm salicylic acid, PGR4 - 200 ppm salicylic acid, PGR5 - 75 ppm benzyl adenine, PGR6 - 100 ppm benzyl adenine, PGR7 - 1000 ppm cycocel and PGR8 - 1500 ppm cycocel.

Improved flowering character when growth regulators were applied at 25 after transplanting might be due to higher photosynthetic ability (Khan *et al.* 2007) since the juvenile phase as well as better absorption of nutrient through improved growth leading to development of higher C : N ratio resulted improved floriferousness. Kumar and Singh (2013) also reported improved floriferousness in calendula through application of GA₃ at juvenile phase.

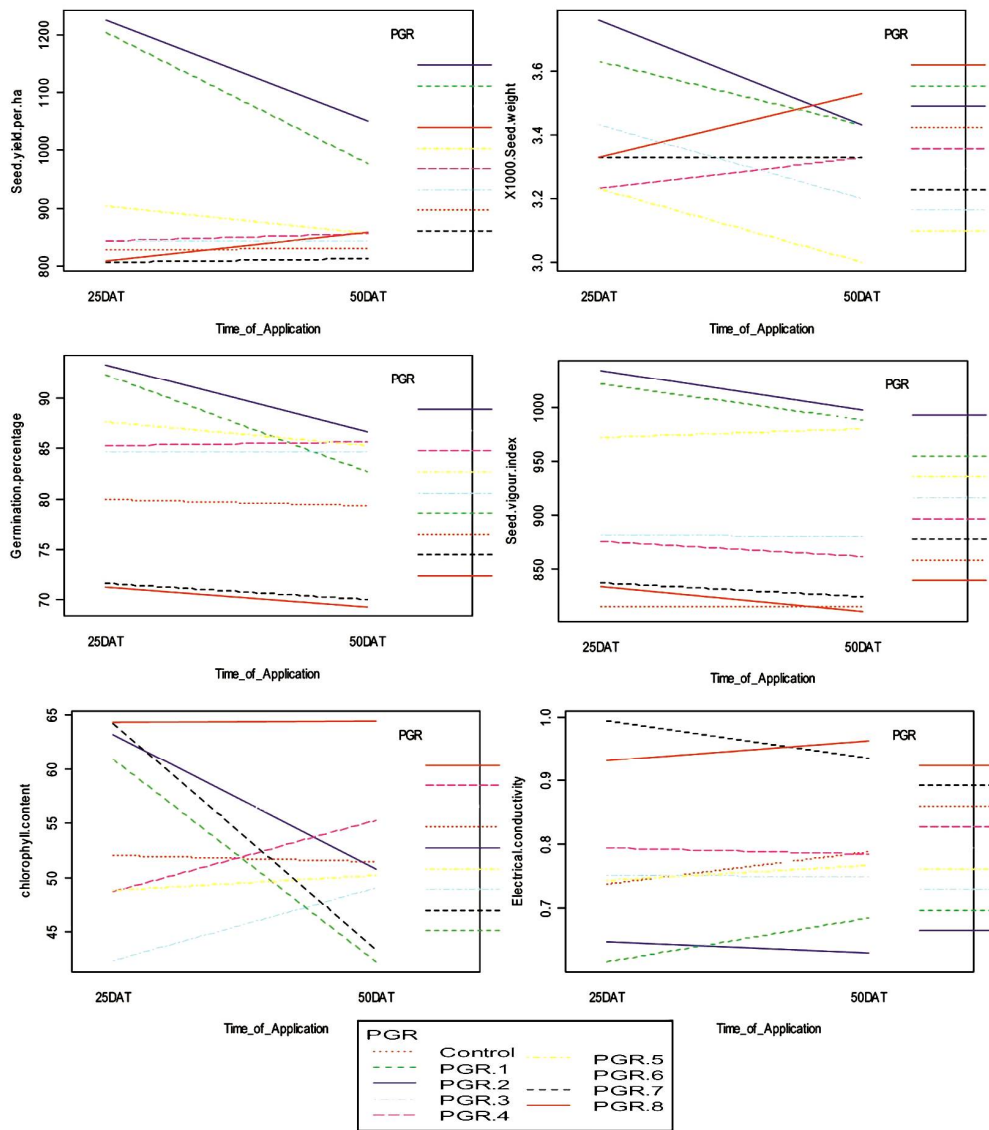


Fig. 3. Interaction plots of PGRs \times time of application on root: shoot ratio, flower yield/plant (g), flower yield/plot (kg), flower yield/hectare (kg), (cm), seed yield/plant (g), seed yield/plot (kg), in marigold cultivar Pusa Narangi Gaiinda. Control - Distill water spray, PGR1 - 150 ppm GA_3 , PGR2 - 250 ppm GA_3 , PGR3 - 150 ppm salicylic acid, PGR4 - 200 ppm salicylic acid, PGR5 - 75 ppm benzyl adenine, PGR6 - 100 ppm benzyl adenine, PGR7 - 1000 ppm cycocel and PGR8 - 1500 ppm cycocel.

Foliar spray of 250 ppm gibberellic acid given to the plants and the seeds harvested from such plants recorded significantly higher seed yield and superior seed quality parameters such as seed yield/plant (22.76 g), germination (90%), vigour index (1016.50) and lowest electrical conductivity of seed leachate (0.639 μ hos/cm/g). The increase in seed yield and quality parameters due to GA_3 application might be because of the metabolic changes that influenced both quality and quantity to the desired level. GA_3 also stimulated the synthesis of hydrolytic enzymes

to act on starchy endosperm which in turn influenced the physiology of seed germination, vigour and establishment of seedlings. The improved seed yield and quality might also be due to better flower quality parameters with the same treatment.

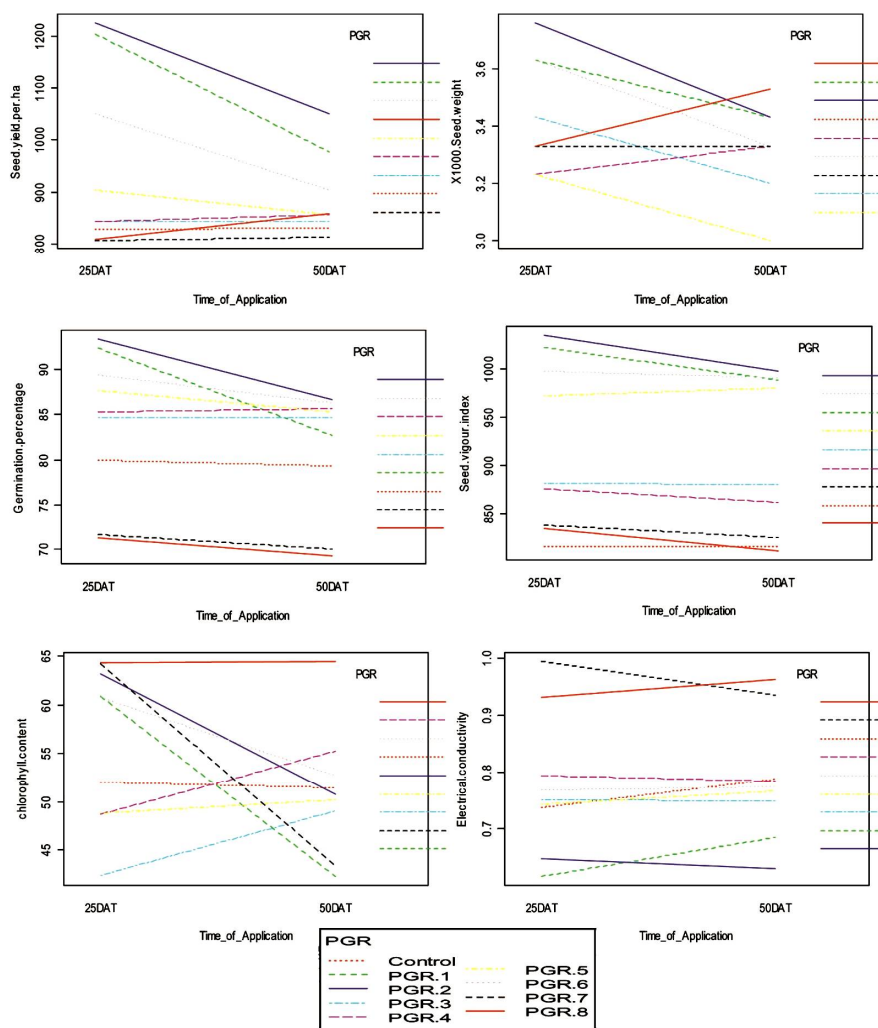


Fig. 4. Interaction plots of PGRs × time of application on root: seed yield/hectare (kg), 1000-seed weight (g), germination (%), seed vigour index, chlorophyll content (%), electrical conductivity (μ mhos/cm/g) in marigold cultivar Pusa Narangi Gaında. Control - Distill water spray, PGR1 - 150 ppm GA_3 , PGR2 - 250 ppm GA_3 , PGR3 - 150 ppm salicylic acid, PGR4 - 200 ppm salicylic acid, PGR5 - 75 ppm benzyl adenine, PGR6 - 100 ppm benzyl adenine, PGR7 - 1000 ppm cycocel and PGR8 - 1500 ppm cycocel.

Gupta and Gupta (2005) stated that gibberellins stimulate flowering and can cause fruit set by initiation of fruit growth, followed by pollination. Jong *et al.* (2009) reported that gibberellins play major role in the development of fruit and expression of genes in tomato. Increase in seed yield due to GA_3 spray was also reported by Sunitha *et al.* (2007) in marigold, Sainath *et al.* (2014) in annual chrysanthemum and Kumar *et al.* (2015) in China aster. Increase in germination percentage due to growth regulators spray was also reported by Sunitha *et al.* (2007) in marigold. The

minimum seed vigour index with the application of CCC is in line with the findings of Doddagoudar *et al.* (2004) in China aster.

Interaction effect showed that among the time of application, application at 25 days after transplanting recorded maximum seed yield/plant (18.91 g), germination percentage (83.96%), seed vigour index (919.56) and lesser electrical conductivity of seed leachate (0.776 mu mhos/cm/g). However, none of the plant growth regulator treatments and their application time could significantly affect the 1000-seed weight of marigold. Improved seed yield and quality parameters with application at 25 days after transplanting might be due to superior flower quality with the same treatment.

Interaction effect of plant growth regulators and time of application was found to be significant. Maximum plant height (67.80 cm), maximum plant spread (58.15 cm), minimum number of days taken to flower bud initiation (48.87 days), highest number of flowers per plant (52.43), maximum flower diameter (8.48 cm), maximum flowering duration (46.42 days), maximum weight of flower (9.08 g), maximum shoot fresh weight (291.33 g), maximum root fresh weight (51.20 g), highest root : shoot ratio on fresh weight basis (0.291), highest flower yield/plant (475.81 g), maximum flower yield/plot (7.61 kg), maximum flower yield/ha (23790.50 kg), maximum seed yield/plant (24.51 g), maximum seed yield/plot (392.16 g), maximum seed yield/ha (1225.50 kg), highest germination percentage (93.33%), highest seed vigour index (1035.00), maximum chlorophyll content (64.51%) were recorded with the application of 250 ppm Gibberellic acid at 25 DAT.

Maximum number of laterals (12.30) was recorded by foliar application of 100 ppm benzyl adenine at 25 days after transplanting whereas minimum number of laterals (10.20) was recorded in control. Interaction effect of plant growth regulators and time of application shows maximum electrical conductivity of seed leachate (0.994 mu mhos/cm/g) with foliar application of 1000 ppm Cycocel at 25 days after transplanting. However, minimum electrical conductivity (0.616 mu mhos/cm/g) was recorded by 150 ppm gibberellic acid at 25 days after transplanting. However, the interaction effect of plant growth regulators and time of application for shoot dry weigh, root dry weight and 1000-seed weight was found to be non-significant.

From the present study it may be concluded that among the foliar application of PGRs, application of GA₃ @ 250 ppm proved to be superior to other treatments in recording maximum values for parameters of economic importance. Whereas, among the times of application, foliar spray at 25 days after transplanting proved to be superior. The interaction effects of PGRs and times of application revealed that application of GA₃ @ 250 ppm at 25 days after transplanting for maximum increase in flower and seed yield parameters and in turn maximum returns.

References

- Abel S and Theologis A 1996. Odyssey of auxin. *In*: Estelle M, Weijers D, Ljung K. and Leyser O. (Eds.) *Perspective in Biology*. Cold Spring Harbor Press, Leibniz-Institut Fuer, Germany, pp. 1-13.
- Dalal SR, Karale GD and Momin KC 2009. Effect of growth regulators on growth, yield and quality of chrysanthemum under net house conditions. *Asian J. Horticulture* **4**: 161-163.
- Demura T and Ye ZH 2010. Regulation of plant biomass production. *Current Opinion in Plant Biology* **13**(3): 298-303.
- Devadanam A, Sable PB, Shinde BN and Haldewad AM 2007. Effect of foliar spray of plant growth regulators on growth and yield of tuberose (*Polianthes tuberosa* L.). *J. Maharashtra Agricultural University* **32**(2): 282-283.
- Doddagoudar SR, Vyakaranahal BS and Shekhargouda M 2004. Effect of mother plant nutrition and chemical spray on seed germination and seedling vigour index of China aster cv. Kamini. *Karnataka J. Agricultural Science* **17**: 701-704.

- Gomez KA and Gomez AA 1985. Statistical Procedure for Agricultural Research. 2nd Edition. Awiley International Publication, Singapore. pp. 20-25.
- Gupta NK and Gupta S 2005. Growth regulators. In: Gupta, N.K. and Gupta, S. (Eds.) Plant physiology. Oxford and IBH Publishing, New Delhi, pp. 286-349.
- Jong MD, Mariani C and Vriezen WH 2009. The role of auxin and gibberellin in tomato fruit set. J. Experimental Botany **60**: 1523-1532.
- Khan NA, Singh S, Nazar R and Lone PM 2007. The source-sink relationship in mustard. The Asian and Australasian J. Plant Sci. and Biotechnol. **1**:10-18.
- Kumar J, Singh AK and Pal K 2009. Effect of GA₃ and urea on growth and flowering in tuberose (*Polianthes tuberosa* L.) cv. Pearl Double. Annals of Horticulture **2**(2): 201-203.
- Kumar KP, Padmalatha T, Pratap M and Reddy SN 2015. Effect of plant bio-regulators on growth, flowering and seed yield in China aster (*Callistephus chinensis* L. Nees) cv. Kamini Indian J. Agricultural Research **49**(4): 348-352.
- Kumar M, Singh AK and Kumar A 2014. Effect of plant growth regulators on flowering and yield attributes of African marigold (*Tagetes erecta* L.) cv Pusa Narangi Gainda. Plant Archives. **14**(1): 363-365.
- Kumar R and Singh K 2013. Effect of growth regulator and shoot tip pinching on carnation. J. Ornamental Horticulture **6**(2): 134-136.
- Lockhart JA 1960. Inter-cellular mechanism growth inhibitor of radian energy. Plant Physiol. **35**: 129- 135.
- Meher SP, Doijode DJ, Turkhede AB, Darange PU, Ghatol PU and Dhawad CS 1999. Effect of planting time and growth regulator treatments on flowering and yield of chrysanthemum (*Chrysanthemum morifolium*). Crop Res. **18**(3): 293-295.
- Morris DA 1996. Hormonal regulation of source-sink relationships: an overview of potential control mechanisms. In: Photo assimilate distribution in plants and crops. Source-sink relationships. Zamski, E. & Schaffer, AA (Eds.). Marcel Dekker, New York, pp. 441- 466.
- Mutui TM, Emongor VN and Hutchinson MJ 2004. Effect of benzyl adenine on the vase life and keeping quality of Alstoemeria cut flowers. Food and Agricultural Organization of the United Nations **5**(1): 91-105.
- Sainath, Uppar DS, Patil VS, Deshpande VK and Hunje R 2014. Effect of different growth regulators on seed yield and quality attributes in annual chrysanthemum (*Chrysanthemum coronarium* L.). Karnataka J. Agricultural Science **27**(2): 131-134.
- Salisbury FB and Ross CW 1999. Plant physiology. Wadsworth Publishing. 593 p.
- Singh J, Rajbeer and Kumar J 2009. Effect of GA₃, CCC and inorganic fertilizers on growth and flowering in chrysanthemum (*Dendranthema grandiflora* Ramat.) cv. Birbal Sahni. Annals of Horticulture **2**(2): 232-233.
- Sujatha K, Gowda JVN and Khan MM 2002. Effects of different fertigation levels on gerbera under low cost greenhouse. J. of Ornamental Horticulture New Series **5**(1): 54-59.
- Sunitha HM, Hunje R, Vyakaranahal BS and Bablad HB 2007. Effect of pinching and growth regulators on plant growth, flowering and seed yield in African marigold (*Tagetes erecta* L.). J. Ornamental Horticulture **10**(3):197-198.
- Syiemlieh S, Saravanan MB and Prasad VM 2016. Effect of plant growth regulator on plant growth and flower yield of petunia (*Petunia x hybrida*) cv. Purple Prince. International J. Research in Applied Natural and Social Science **4**(8): 107-112.
- Tripathi AN, Tripathi SN, Shakula RK and Pandey G 2013. Effect of GA, NAA and CCC on growth and flowering of French marigold (*Tagetes patula*). J. Applied Horticulture **5**(2): 112-113.
- Tyagi AK and Kumar V 2006. Effect of Gibberellic acid and vermin compost on vegetative growth and flowering in African marigold (*Tagetes erecta* Linn.). J. Ornamental Horticulture **9**: 150-151.
- Verma LR and Arha. 2004. Studies on regulation of flowering in African marigold (*Tagetes erecta* L.) by the application of GA₃, ethrel and MH. J. Ornamental Horticulture **7**(3-4): 168-170.